

## IC61-0644-052

64-pin LCC Socket (Manually Soldering Type) Made by Yamaichi Electronics Co., Ltd.

### Function

The IC61-0644-052 is an IC socket that can be soldered to a foot pattern for a 64-pin 0.8mm-pitch QFP (64P6N-A) package MCU (manually soldering type).

### Application


Using this IC socket, developers can connect a 64-pin 0.8 mm-pitch LCC (64D0) package MCU or an emulator probe to the foot pattern on a target that is prepared for a 64P6N-A package MCU. The foot pattern's land length needed to fit the IC socket is longer than that of the 64P6N-A.

### Dimensions

20.8(D)×20.0(W)×6.2(H)mm

### Foot Pattern Reference Dimensions

See Appendix A "Reference Dimensional Drawing for Common 64-pin 0.8mm-pitch QFP Foot Pattern".



\*To purchase the IC61-TOOL-4 pull-out tool which detaches an MCU on IC61 Series, please contact Yamaichi Elect Co., LTD.

[Ordering Information] See Appendix H "Ordering Information".

## IC61-0644-053

64-pin LCC Socket (Mounting Type) Made by Yamaichi Electronics Co., Ltd.

### Function

The IC61-0644-053 is an IC socket that can be soldered to a foot pattern for a 64-pin 0.8mm-pitch QFP (64P6N-A) package MCU (mounting type).

### Application


Using this IC socket, developers can connect a 64-pin 0.8 mm-pitch LCC (64D0) package MCU or an emulator probe to the foot pattern on a target that is prepared for a 64P6N-A package MCU. The foot pattern's land length needed to fit the IC socket is equal to that of 64P6N-A.

### Dimensions

20.8(D)×20.0(W)×5.3(H)mm

### Foot Pattern Reference Dimensions

See Appendix A "Reference Dimensional Drawing for Common 64-pin 0.8mm-pitch QFP Foot Pattern".



\*To purchase the IC61-TOOL-4 pull-out tool which detaches an MCU on IC61 Series, please contact Yamaichi Elect Co., LTD.

[Ordering Information] See Appendix H "Ordering Information".

## IC61-0644-088

64-pin LCC Socket (Manually Soldering Type) Made by Yamaichi Electronics Co., Ltd.

### Function

The IC61-0644-088 is an IC socket that can be soldered to a foot pattern for an 64-pin 0.8mm-pitch QFP (64P6N-A) package MCU (manually soldering type).

### Application

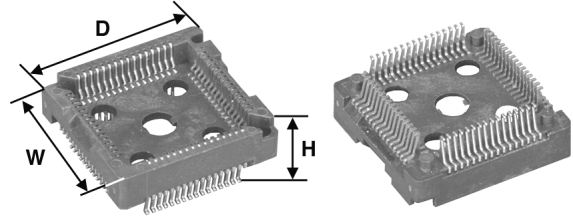
Using this IC socket, developers can connect a 64-pin 0.8 mm-pitch LCC (64D0) package MCU or an emulator probe to the foot pattern on a target that is prepared for an 64P6N-A package MCU. The foot pattern's land length needed to fit the IC socket is equal to that of the 64P6N-A.

### Dimensions

20.8(D)×20.0(W)×8.3(H)mm

### Foot Pattern Reference Dimensions

See Appendix A "Reference Dimensional Drawing for Common 64-pin 0.8mm-pitch QFP Foot Pattern".



\*To purchase the IC61-TOOL-4 pull-out tool which detaches an MCU on IC61 Series, please contact Yamaichi Elect Co., LTD.

[Ordering Information] See Appendix H "Ordering Information".

## IC61-080-079

80-pin LCC Socket (Mounting Type) Made by Yamaichi Electronics Co., Ltd.

### Function

The IC61-080-079 is an IC socket that can be soldered to a foot pattern for an 80-pin 0.8mm-pitch QFP (80P6N-A or 80P6-B) package MCU (mounting type).

### Application


Using this IC socket, developers can connect an 80-pin 0.8 mm-pitch LCC (80D0) package MCU or an emulator probe to the foot pattern on a target that is prepared for an 80P6N-A or 80P6-B package MCU. The foot pattern's land length needed to fit the IC socket is equal to that of the 80P6-B.

### Dimensions

26.2(D)×20.0(W)×5.0(H)mm

### Foot Pattern Reference Dimensions

See Appendix B "Reference Dimensional Drawing for Common 80-pin 0.8mm-pitch QFP Foot Pattern".



\*To purchase the IC61-TOOL-4 pull-out tool which detaches an MCU on IC61 Series, please contact Yamaichi Elect Co., LTD.

[Ordering Information] See Appendix H "Ordering Information".

## IC61-080-081

80-pin LCC Socket (Manually Soldering Type) Made by Yamaichi Electronics Co., Ltd.

### Function

The IC61-080-081 is an IC socket that can be soldered to a foot pattern for an 80-pin 0.8mm-pitch QFP (80P6N-A) package MCU (manually soldering type).

### Application

Using this IC socket, developers can connect an 80-pin 0.8 mm-pitch LCC (80D0) package MCU or an emulator probe to the foot pattern on a target that is prepared for an 80P6N-A package MCU. The foot pattern's land length needed to fit the IC socket is equal to that of the 80P6N-A.


### Dimensions

26.2(D)×20.0(W)×8.3(H)mm

\* The foot pattern dimension of IC61-080-081 is equal to that of 80P6N-A.

### Foot Pattern Reference Dimensions

See Appendix B "Reference Dimensional Drawing for Common 80-pin 0.8mm-pitch QFP Foot Pattern".



\*To purchase the IC61-TOOL-4 pull-out tool which detaches an MCU on IC61 Series, please contact Yamaichi Elect Co., LTD.

[Ordering Information] See Appendix H "Ordering Information".

## IC61-0804-046

80-pin LCC Socket (Manually Soldering Type) Made by Yamaichi Electronics Co., Ltd.

### Function

The IC61-0804-046 is an IC socket that can be soldered to a foot pattern for an 80-pin 0.8mm-pitch QFP (80P6-B or 80P6N-A) package MCU (manually soldering type).

### Application

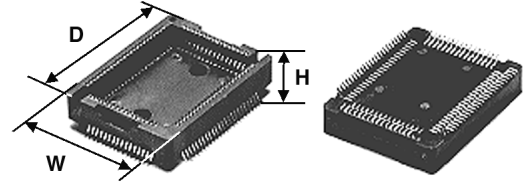
Using this IC socket, developers can connect an 80-pin 0.8 mm-pitch LCC (80D0) package MCU or an emulator probe to the foot pattern on a target that is prepared for an 80P6-B or 80P6N-A package MCU. The foot pattern's land length needed to fit the IC socket is longer than that of the 80P6-B or 80P6N-A.

### Dimensions

26.2(D)×20.0(W)×6.2(H)mm

### Foot Pattern Reference Dimensions

See Appendix B "Reference Dimensional Drawing for Common 80-pin 0.8mm-pitch QFP Foot Pattern".



\*To purchase the IC61-TOOL-4 pull-out tool which detaches an MCU on IC61 Series, please contact Yamaichi Elect Co., LTD.

[Ordering Information] See Appendix H "Ordering Information".

## IC61-1004-051

100-pin LCC Socket (Manually Soldering Type) Made by Yamaichi Electronics Co., Ltd.

---

### Function

The IC61-1004-051 is an IC socket that can be soldered to a foot pattern for a 100-pin 0.65mm-pitch QFP (100P6S-A) package MCU (manually soldering type).

### Application


Using this IC socket, developers can connect a 100-pin 0.65 mm-pitch LCC package MCU or an emulator probe to the foot pattern on a target that is prepared for a 100P6S-A package MCU. The foot pattern's land length needed to fit the IC socket is a little longer than that of the 100P6S-A.

### Dimensions

26.7(D)×23.6(W)×6.6(H)mm

### Foot Pattern Reference Dimensions

See Appendix C "Reference Dimensional Drawings for Common 100-pin 0.65mm-pitch QFP Foot Pattern".



\*To purchase the IC61-TOOL-4 pull-out tool which detaches an MCU on IC61 Series, please contact Yamaichi Elect Co., LTD.

[Ordering Information] See Appendix H "Ordering Information".